

LDR Canto Followspot Service Manual

for:
Canto 250HR
Canto 575, 700 and 1200msd/msr
Canto 2000msr FF
Canto 1200TH and 2000TH



LDR Canto Followspots Service Manual

TABLE OF CONTENTS

Section 1	Rear optical assembly	page 3
Section 2	Front optical assembly	page 7
Section 3	Dowser assembly	page 10
Section 4	Ignition and ventilation	page 12

NOTES FOR THE USER

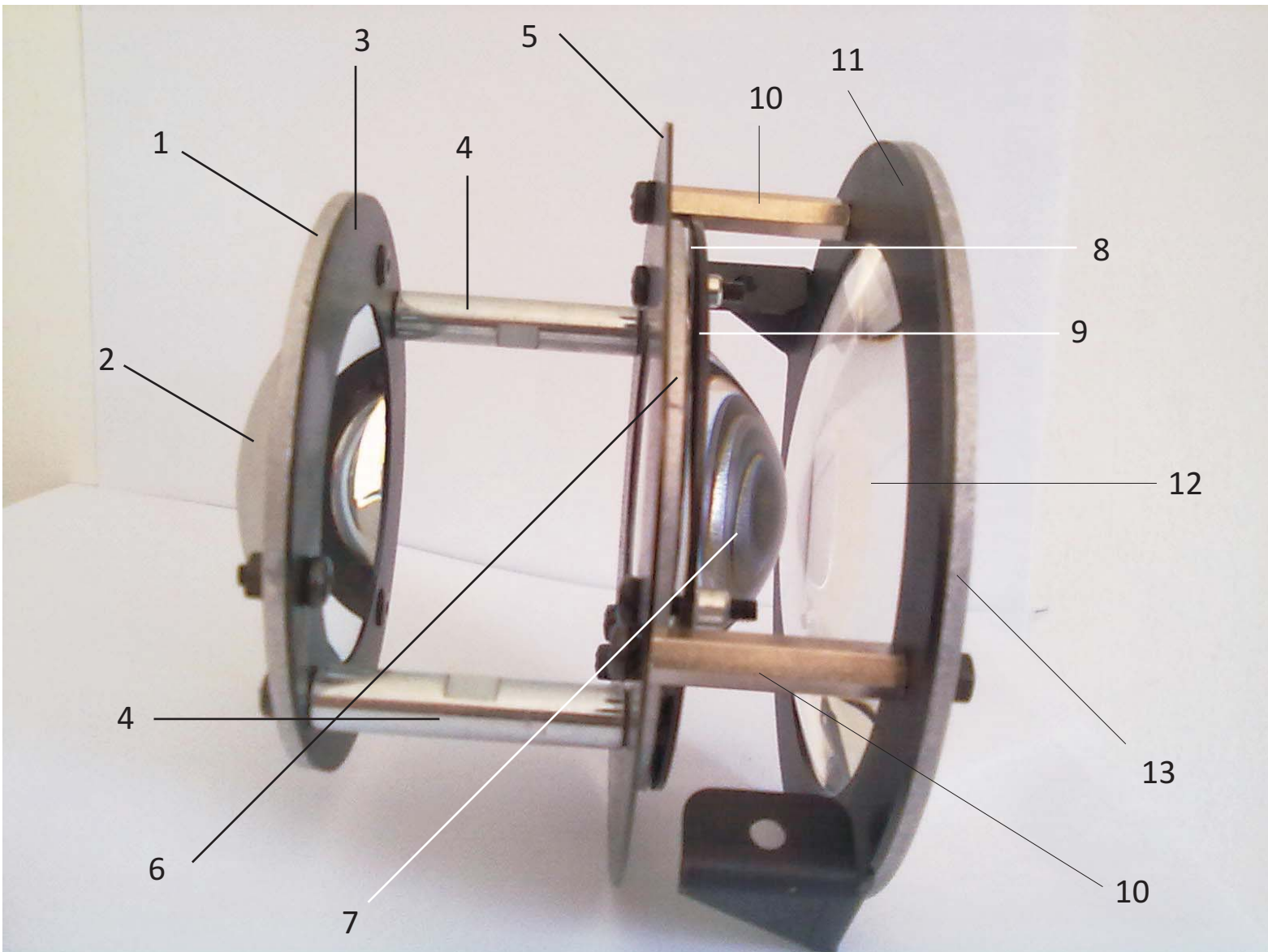
1. Part sequences in this manual are given left to right, according to the pictures shown and the assembly sequence i.e. from rear of the followspot to the front.
2. Screws nuts, bolts, washers and rivets are not indicated as they are not sold as spare parts. In case they are needed for servicing, please add the note “with mounting parts” to your order and proper parts will be supplied free of charge.
3. Optics have been calculated to the millimeter so each spacer and washer is extremely important to obtain the optimum optical performance in each model. When replacing any optical component, please make sure each spacer and each washer is re-positioned exactly where it was. Failing to do so might result in poor performance after servicing.
4. LDR declines any responsibility in case a wrong part is ordered. If you are not sure about the part you need please contact the LDR sales staff first for confirmation

All rights reserved. No part of this publication may be reproduced, translated or scanned in any form or by any means without permission in writing from LDR. LDR reserves the right to alter product specifications without prior notice

LDR Canto Service Manual Section 1: Rear optical assembly

The rear optical group for Canto can be purchased as a complete assembly under following part numbers:

- G80577800 for Canto 575msr + Canto 700msr at 230V and 250V
- G80578001 for Canto 575msr + Canto 700msr at 100V and 120V
- G8085700 for Canto 1200TH 230V + Canto 250HR
- G80857001 for Canto 1200TH at 120V
- G80858000 for Canto 1200msr at 230V and 250V
- G80858001 for Canto 1200msr at 100V and 120V + Canto 2000TH at all voltages
- G80908000 for Canto 2000msr FF



LDR Canto Service Manual


Section 1: Rear optical assembly




- Item:** S80577016 Reflector + Aspherical lens holder
- 1 Models:** all models, all voltages
Except for Canto 2000 msr FF




- Item:** S80908016 Reflector + Aspherical lens holder
- 1 Models:** Canto 2000 msr FF



- Item:** R80SP0068 Glass reflector \varnothing 68mm R40
- 2 Models:** Canto 250 HR, 575msr, 700 msr, 1200TH, all voltages
- Item:** L80SP0068: Borosilicate reflector \varnothing 68mm R40
- Models:** Canto 1200msr, 2000msr, 2000TH, all voltages



- Item:** R80577014 Glass reflector holding ring
- 3 Models:** all models, all voltages
Except for Canto 2000 msr FF



- Item:** R80908014 Glass Reflector holding ring
- 3 Models:** Canto 2000 msr FF



- Item:** R80MM5774 Spacer reflector/aspherical lens
F/F M4 L.48mm
- 4 Models:** Canto 1200msr, 2000TH, 2000msr, all voltages


LDR Canto Service Manual

Section 1: Rear optical assembly



Item: R80MM5775 Spacer reflector/aspherical lens
F/F M4 L.42mm

4 Models: Canto 250HR + Canto 575, 700, 1200TH all voltages




Item: R80577015 Aspherical lens holder

5 Models: all models, all voltages
except for Canto 2000 msr FF



Item: S80908015 Aspherical lens holder

5 Models: Canto 2000 msr FF



Item: S80577016 Reflector + Aspherical lens holder

6 Models: all models, all voltages
Except for Canto 2000 msr FF



Item: S80908016 Reflector + Aspherical lens holder

6 Models: Canto 2000 msr FF




Item: R80LE6068 Aspherical lens \varnothing 68mm F55

7 Models: all models, all voltages

LDR Canto Service Manual

Section 1: Rear optical assembly




- 8** **Item:** S80577049 Aspherical lens blocking spring
Models: all models at 100V and 120V
 Canto 2000TH 230V



- 9** **Item:** R80577050 Closing ring for aspherical lens blocking spring
Models: all models at 100V and 120V
 Canto 2000TH 230V



- 10** **Item:** R80MM8522 Spacer aspherical/condensor lens
 M/F 35mm - two per assembly
Models: all models, all voltages



- 11** **Item:** R80577017 Condenser lens holder
Models: all models, all voltages
 Except for Canto 2000 msr FF




- 11** **Item:** R80908020 Condenser lens holder
Models: Canto 2000msr FF



- 12** **Item:** L80LE3100 Condenser lens BCX ϕ 100mm R131 D4+4
Models: all models at 100 and 120V

LDR Canto Service Manual Section 1: Rear optical assembly



Item: S80577018 Condenser lens blocking ring

13 Models: all models, all voltages
except for Canto 2000 msr FF



Item: S80852015 Condenser lens blocking ring


13 Models: Canto 2000 msr FF

LDR Canto range servicing manual

Section 2: front optical assembly

The front optical group for Canto can be obtained as separate sub-assemblies without lenses. Lens-holders assemblies are the same throughout the whole Canto range. Lenses must be ordered separately depending on the model of Canto.

A G80PLE127 rear lens-holder assembly for $\varnothing 127\text{mm}$ lenses
 B G80PLE150 front lens-holder assembly for $\varnothing 150\text{mm}$ lenses



LDR Canto range servicing manual

Section 2: front optical assembly




- 1** **Item:** R80852031 Lens holder \varnothing 127mm - rear zoom assembly
Models: all models, all voltages



- 2** **Item:** R80LE4127 PCX lens \varnothing 127mm, R262 +2D
Models: all models, all voltages except for
Item: L80LE4127 PCX lens R262 +2D, tempered
Models: Canto 2000TH all voltages, Canto 2000msr FF



- 3** **Item:** R80852032 Lens blocking ring \varnothing 127mm, rear zoom assembly
Models: all models, all voltages



- 4** **Item:** R80MM8525 M4 spacer M/F L.20mm
Models: all models, all voltages




- 5** **Item:** R80MM8526 Zoom carriage teflon sleeve
Models: all models, all voltages




- 6** **Item:** R80852033 Lens holding ring \varnothing 127mm, rear zoom assembly
Models: all models, all voltages

LDR Canto range servicing manual

Section 2: front optical assembly



- 7 **Item:** R80852034 Lens holder \varnothing 150mm - front zoom assembly
Models: all models, all voltages



- 8 **Item:** R80LE4150 PCX lens \varnothing 150mm, R262 +2D
Models: all models, all voltages



- 9 **Item:** R80852035 Lens blocking arc for \varnothing 150mm, front zoom assembly
Models: all models, all voltages

LDR Canto Service Manual

Section 3: Dowser assembly

The dowser assembly for Canto, as below, can be obtained under the following part number

G80FO5029 complete dowser assembly for Canto



1

2



3

4

5

LDR Canto Service Manual

Section 3: Dowser assembly



Item: R80577024 Dowser mounting plate

1 Models: all models, all voltages



Item: R80MM5772 Dowser assembly aluminium sleeve

2 Models: all models all voltages



Item: S80FO5029 Dowser

3 Models: all models, all voltages



Item: R80577058 Dowser lever

4 Models: all models, all voltages



Item: R80MF3000 Plastic handle

5 Models: all models, all voltages

LDR Canto Service Manual

Section 4: Ignition and ventilation



Item: R80ME5783 On-off switch contact

1 Models: all models, all voltages



Item: R80ME5784 On off switch base

2 Models: all models all voltages



Item: R80ME5785 On-off switch

3 Models: all models, all voltages



Item: R80VE5770 Fan

4 Models: Canto 575, 700 and 1200msr, all voltages
Canto 1200TH 230V



Item: R80VE8570 Fan

5 Models: Canto 1200TH 120V



Item: R80VE9070 Fan

Models: Canto 2000TH 230V, Canto 2000msr

6 Item: R80VE9071 Fan
Models: Canto 2000TH 120V